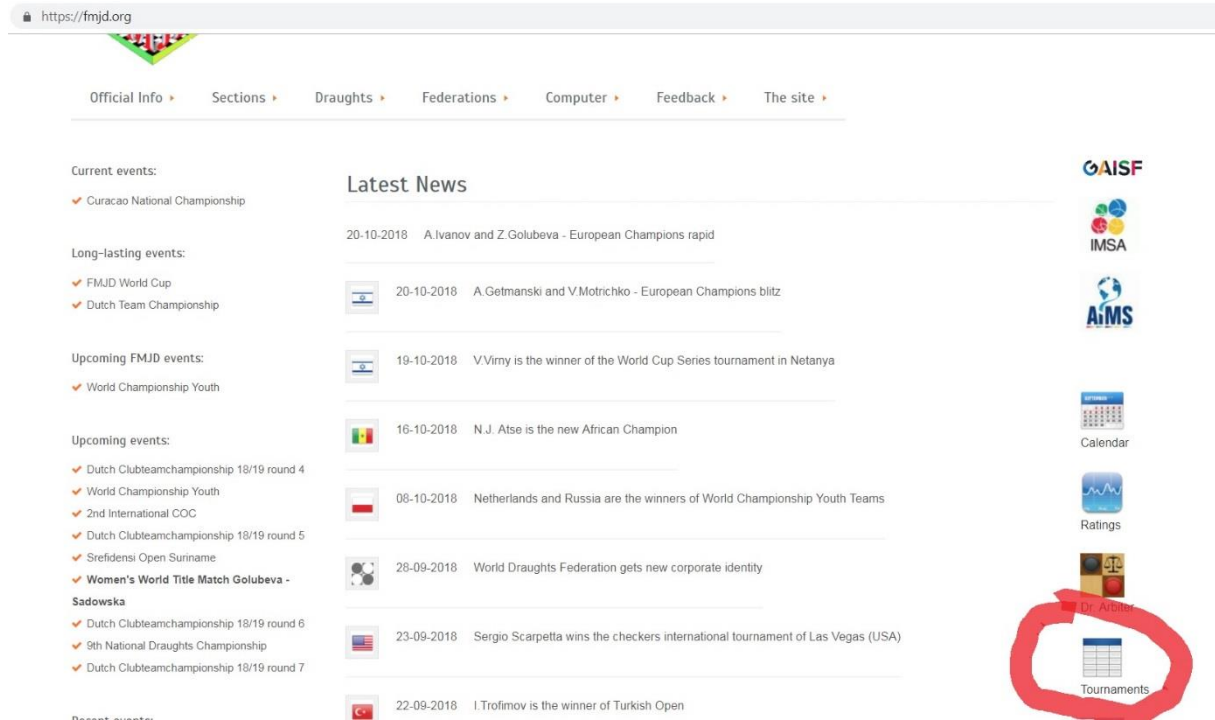


Games at FMJD website

FMJD tournaments website

On the main page you can find an icon and go to the list of tournaments:



After choosing the tournament, you can see games if any games are entered!):

Pairing of the round:

The tournament for prizes from the founder of Israel Draughts Federation

Netanya / Israel 2018-10-14/2018-10-19
 Classic, FMJD on Truncated Solkoff, 1h 20' + 1' move
 Arbiter: Michael Shabshai

Pairing - round 8
 Start: 2018-10-18 at 16:00

[Show all games]

Board	S.No.	White	Result	S.No.	Black
1	4 [10]	AMRILLAEV, Murodullo	1 : 1	12 [10]	SHAUS, Jakov
2	2 [9]	GETMANSKI, Alexander	1 : 1	1 [10]	VALNERIS, Guntis
3	9 [9]	GOLUBEVA, Zoja	0 : 2	3 [9]	VIRNY, Vadim
4	5 [9]	KROESBERGEN, Michael	1 : 1	6 [9]	KIRZNER, Igor
5	10 [9]	... , Olga	1 : 1	8 [9]	VERKHOVYKH, Alexander
6	11 [9]	VICH, Darja	1 : 1	11 [9]	NOGOVITSYNA, Matrena
7	12 [9]	... KRKUZHINA, Tamara	1 : 1	17 [8]	IDRISOVA, Aygul
8	13 [8]	SLOBODSKOI, Lev	1 : 1	16 [8]	TATARENKO, Anatoli
9	20 [8]	MILSHINA, Elena	1 : 1	28 [8]	VYDZERKA, Heorhi

Player card



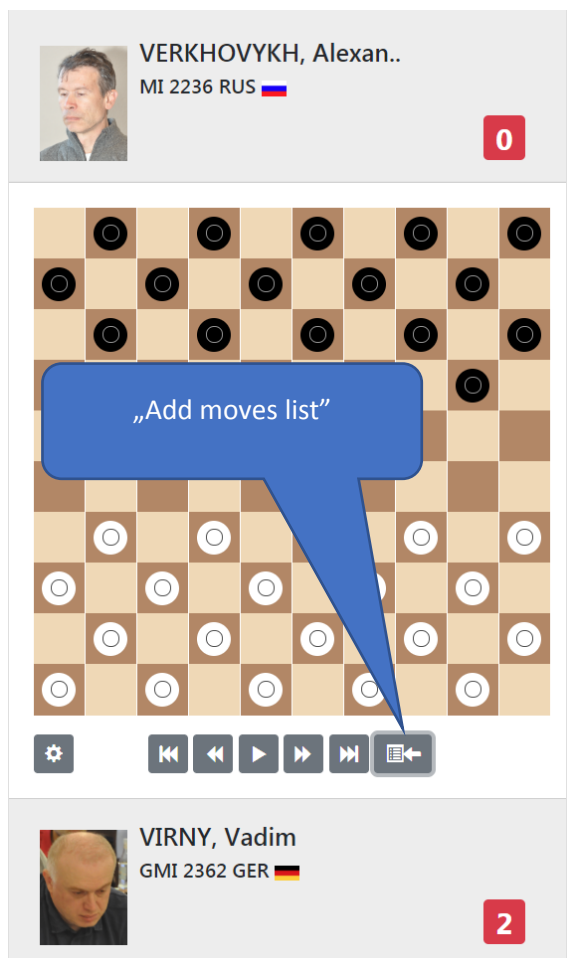
Player card for Vadim Virny (SNo 3, FMJD ID 10015). The card includes a photo, personal details (Name, Birth year, FMJD Rating, FMJD BR Rat.), and tournament information (Fed., Sex, Title). A blue callout bubble points to the "[GAMES]" link.

Rnd.	C	Score	S.No	FMJD ID	Title	Name	FMJD	Sex	Fed.	Total
1	(W)	2	24	10226	MIF	ADLYTE, Laima	A 2093	F	LTU	7
2	(B)	2	15	10496		VAN Den Berg, Arjan	A 2181	M	ISR	11
3	(W)	1	4	10304	GMI	AMRILLAEV, Murodullo	A 2339	M	RUS	12
4	(B)	1	12	10371	MF	SHAUS, Jakov	A 2216	M	ISR	11

Click here to see all the games of this player

Viewing the games

Bottoms are intuitive. Please note that some features depend on the set up (wish of organiser/referee) done in DrA (menu: "Internet -> Open online management window"). Below You can see which option must be enable:



Game interface showing a draughts board and player information for Alexan.. VERKHOVYKH (MI 2236 RUS). A blue callout bubble points to the board area with the text "„Add moves list”".



Moves list interface showing a table of moves for both white and black players. A blue callout bubble points to the top of the table with the text "„Add comments tab”". Another blue callout bubble points to a button at the bottom right of the table with the text "„Add copy PDN to clipboard button”".

#	wh	black
1		10-33
2		
3	40-35	14-20
4	38-33	10-14
5	44-40	5-10
6		
7		
8	32-28	
9	37x28	
10	31-26	20-24
11	30x19	14x32

Result 2:0

If you want to comment the games

On the screen with the game you can see notation and a window for comments with the possibility of entering diagrams, variants, verbal comments etc...

If you would like to join as an active spectator, just create your own login (self-service) on the tournament website:



Can I enter games?

You are welcome to! You just need to ask for that (once!). **Create your own login and request for this extra feature via email: ratings@fmjd.org**. While sending email with your request ... do not forget to inform about your nick name used during registration! After that you can enter games (using mouse). Just click on the result on the round pairing then, as a first step make it available:

The screenshot shows a game interface. On the left, there is a player profile for 'KIRZNER, Igor' (GMI 2269 UKR) with a green '1' next to his name. Below the profile is a draughts board. A context menu is open over the board, showing options: 'Enable moves edit' (checked), 'Delete game from that move', 'Flip colour', 'Auto play 1 sec.', 'Auto play 2 sec.', and 'Auto play 4 sec.'. A blue callout box points to the 'Enable moves edit' option with the text 'Enable it by clicking this option'. Below the board are control buttons: a settings gear, a red 'X' button, and navigation arrows. On the right, there is a 'Moves' window with a 'Comments' tab. The moves list shows a table with columns '#', 'white', and 'black'. The first move is '1' with a green '31-26' next to it. Below the moves list is a 'Result' section showing '1:1' in a red box. A blue callout box points to the 'Result' section with the text 'Do not forget to SAVE your move. Only after clicking this button game is sent to server for the viewers.'.

You can also enter the game while it is still playing(!).

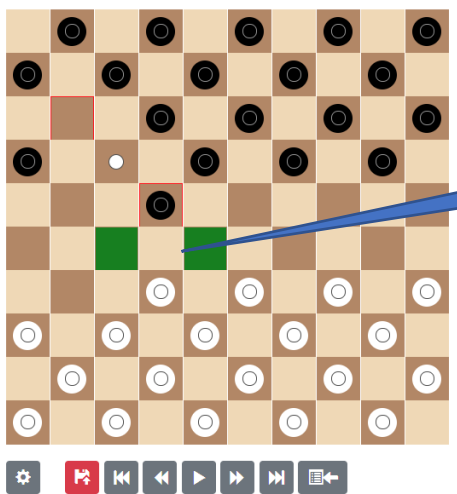
Pairing - round 10

Games completed 0 / remaining 21 [Show all]

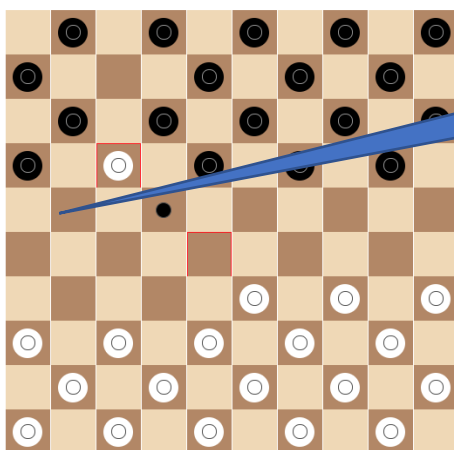
Board	S.No.	White	Result	S.No.	Black
1	5 [12]	KROESBERGEN, Michiel	:	3 [13]	VIRNY, Vadim
2	1 [12]	VALNERIS, Guntis	:	11 [11]	NOGOVITSYNA, Matrena
3	4 [12]	AMRILLAEV, Murodullo	:	15 [11]	VAN Den Berg, Arjan
4	6 [11]	KIRZNER, Igor	:	2 [11]	GETMANSKI, Alexander

Click to open the window with the game

Entering moves is possible only using the mouse. Click the pawn and its destination field:



After clicking on "32" system shows two possible destinations. Just click one of it.



Whether you click ONCE on 11 or 22 system will make a move 11x22. Accordingly 12 and 21 and 12x21.

How to use these features for my tournament?

You need to be user of version **5.07** of DrA minimum. Only the tournament uploaded to the FMJD server gets all these features.

If You are user of version 5.37 or newest.

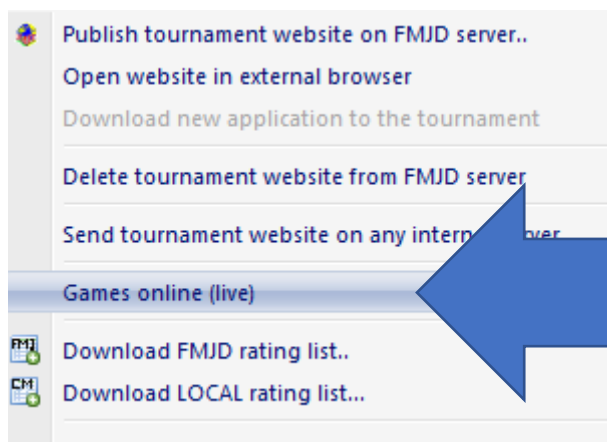
Nothing to do!
Just upload tournament at FMJD web
and enter games at the internet!

Do not forget:

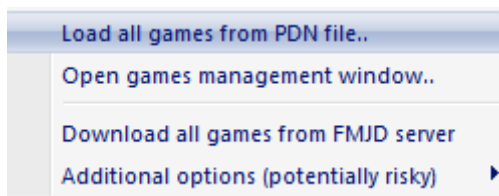
1. Your personal licence for Draughts Arbiter is not connect with password for entering games
2. Entering games is possible even during the game move by move (semi live!)
3. Many people can enter games at the same time(!)
4. All your team can work with the same password, so it is enough to create ONE account for entering games for your team/club.
5. Password is valid for any tournament.
6. Be reasonable! If You will start to make a joke like re-entering another game ... everything is recorded in the shadow – you will be banned forever.

If You need more (for advanced users)

We have special point at the menu:



You can find there four options:



1. Load games from PDN files.

You can import games from outsource file in PDN format. Names in your file should be exactly same as in your tournament, then it works.

2. Open games management window.

It opens special window dedicated for eBoards mainly. There is also possibility to change some options connected with games at internet

A screenshot of the 'Online games transmission management' window. It has a 'Start' button, a 'Stop' button, and an 'Open games online page' button. Below are 'General setting for games' with checkboxes for 'Enable games for this tournament', 'Add moves list', 'Add "Copy PDN to clipboard" button', 'Add comments tab', and 'Enable "download All games (PDN)" button'. There are also buttons for 'Load all games from PDN file', 'Force reupload all games', and 'Download all games from server'. A table lists games with columns for S.No., White, Black, and PDN Notation. Three blue callout boxes provide instructions: one points to the 'Start' button ('This starts transmission from eboards'), one points to the 'Enable "download All games (PDN)" button' checkbox ('Various options what will be possible on the website'), and one points to the 'Enable games for this tournament' checkbox ('If you would like to see/enter games – this should be enabled! (same as at tournament main settings)').

3. Download all games from FMJD server.

This option importing games from the internet into your computer. This import is only to Your DrA software! If you need games in PDN format just go at internet and download it.

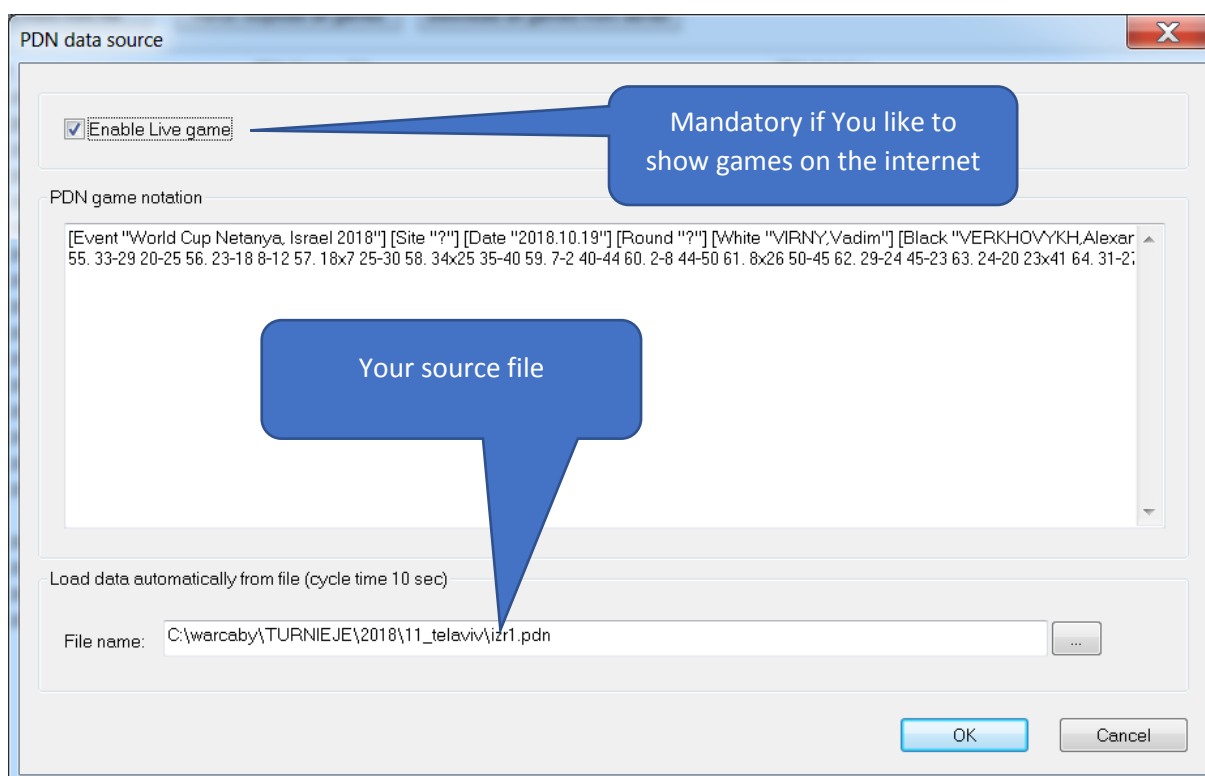
4. Additional options (potentially risky)

Be more than careful while using this option!!! “Force reupload all games to FMJD server” it is only for advanced users. This is for special situation with eBoards and problems with connections etc. If You will do it ... “just for fun”... the consequence can not be so fun. All games entered at the web will be overwritten by recorded by your computer from PDN files imported from files or eboard.

What about eboards?

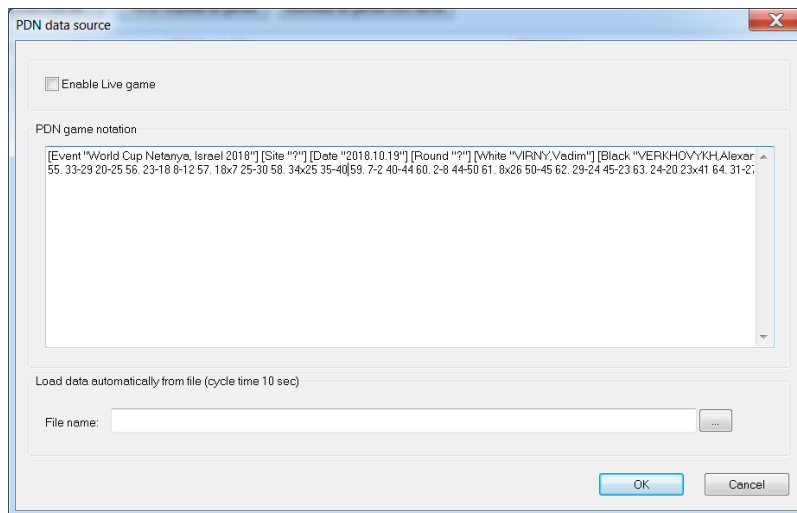
DTG eboards are using software which create “PDN” files. The only thing we need to do – connect the game with the specific PDN.

Just double click on the game (window from previous point) and show data source:



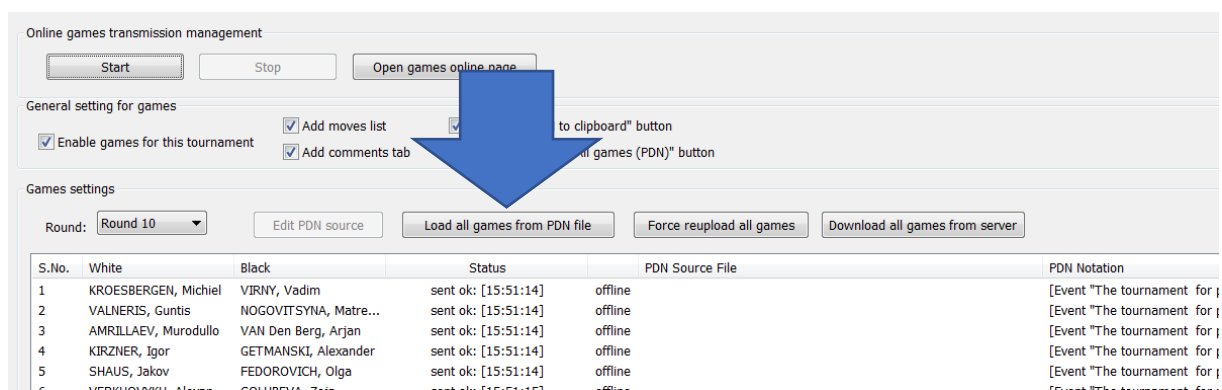
Each eBoard has a specific number. Using that fact, for your comfort, system can connect the same table with eBoard/file used for that table in the previous round. Just use the button (active from round 2) “connect with same eboards”.

For any unexpected cases you can also simply copy PDN file into this window:



May I use games from other software to show with my event?

Yes, of course. Just make a text file in PDN format then go to menu "Internet -> Open on-line games..." and simply load the games from Your file:



Pay attention! Players names should be the same in DrA and Your file.

What about other kinds of draughts games?

Of course. You can enter also games with following versions:

- 64 Brazilian
- 64 Russian
- 64 Italian
- Checkers

What about the games database?

This will be the next step.